





Name _____

Bat Graph

Use the class data to complete the picture graph.

1. What color bat did people like the best?
2. What color bat did people like the least?
3. What color bat did you choose?