



# Two Free MOON Readers

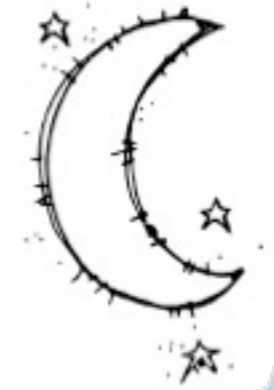
**plus visual plans!**

By:  
Kristen Smith








# Two Free Moon Readers

**My moon book**



Name: \_\_\_\_\_

Moon Week Language	Monday	Tuesday	Wednesday	Thursday	Friday
Whole Group Activities	Bubble Map: What do we KNOW about the Moon?	Read 	Read 	Read 	Read 
Small Groups	Reader 1 My moon book	Reader 1 My moon book	reading/writing oo words	Reader 2 Phases of the Moon	Reader 2 Phases of the Moon
Literacy Centers	oo words in space dough	working with suffixes	Blast Off with high frequency words	Using Adjectives: My Alien	Reading a Non Fiction book and writing down the main idea and details
Writing using Word Choice	If I lived on the moon	Revising "If I lived on the moon" looking for words that we can make better	Revising "If I lived on the moon" looking for words that we can make better	Final Drafts	Final Drafts







Moon Week Math	Monday	Tuesday
Math Bins	Adding with the commutative property	Roll to (Trading) make
Small Group Lessons	Adding ten to any given number	Adding given num
Crafts/Activities	Making Moon Dough	Orbit Teach (Part) Teach

plus visual plans

By: Kristen Smith

**My Phases of the moon book**

Name: \_\_\_\_\_

Moon Week Language	Monday	TueSday	WedneSday	ThursDay	Friday
Whole Group Activities	Bubble Map: What do we KNOW about the Moon?	Read 	Read 	Read 	Read 
Small Groups	Reader 1 My moon book	Reader 1 My moon book	reading/ writing oo words	Reader 2 Phases of the Moon	Reader 2 Phases of the Moon
Literacy Centers	oo words in space dough	working with suffixes	Blast Off with high frequency words	Using Adjectives: My Alien	Reading a Non Fiction book and writing down the main idea and details
Writing Using Word Choice	If I lived on the moon	Revising "If I lived on the moon" looking for words that we can make better	Revising "If I lived on the moon" looking for words that we can make better	Final Drafts	Final Drafts

Moon Week Math	Monday	Tue.Sday	WedneSday	ThurSday	Friday
Math BinS	Adding with the commutative property	Roll to 100 {Trading Up to make tenS}	Adding ten to any number {Number Hotel}	Make this number	Top It {Place Value}
Small Group LeSSonS	Adding ten to any given number	Adding ten to any given number	Line Plots	Line Plots	Line Plots
Crafts/ Activities	Making Moon Dough	Orbit Teaching {Partner Teach}	PhaseS of the Moon Flip Book	Shaving cream moonS	Oreo PhaseS of the Moon Crater Science Experiment

**My**  
**moon**  
**book**

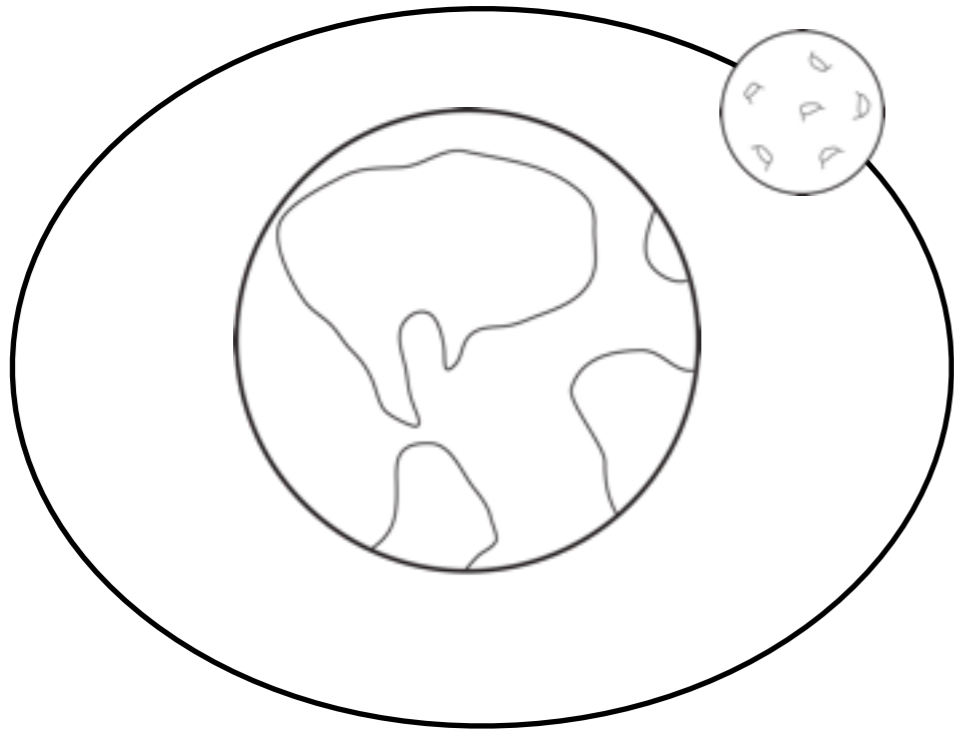


**Name:**

**1**


**The moon is the  
only natural satellite  
of Earth. It orbits  
the Earth.**

**2**



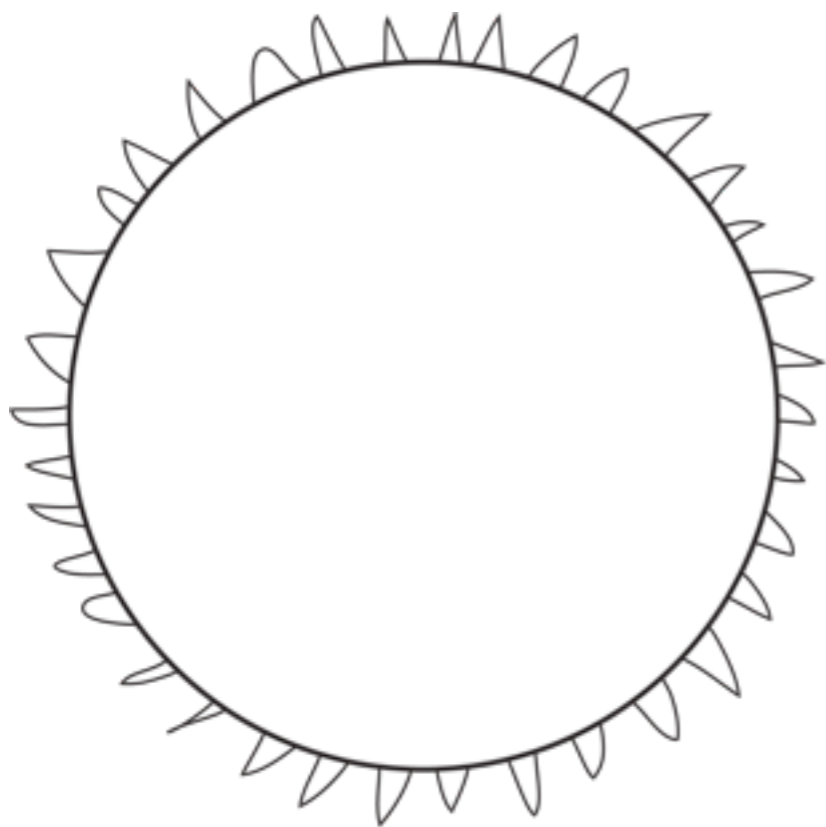
**Orbit means to go  
around something.  
The Earth orbits the  
Sun.**

**3**



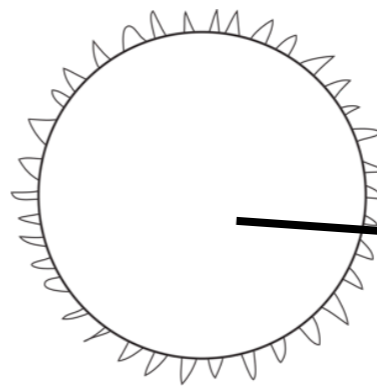
**The moon is not a  
light source. It does  
not make its own  
light.**

4



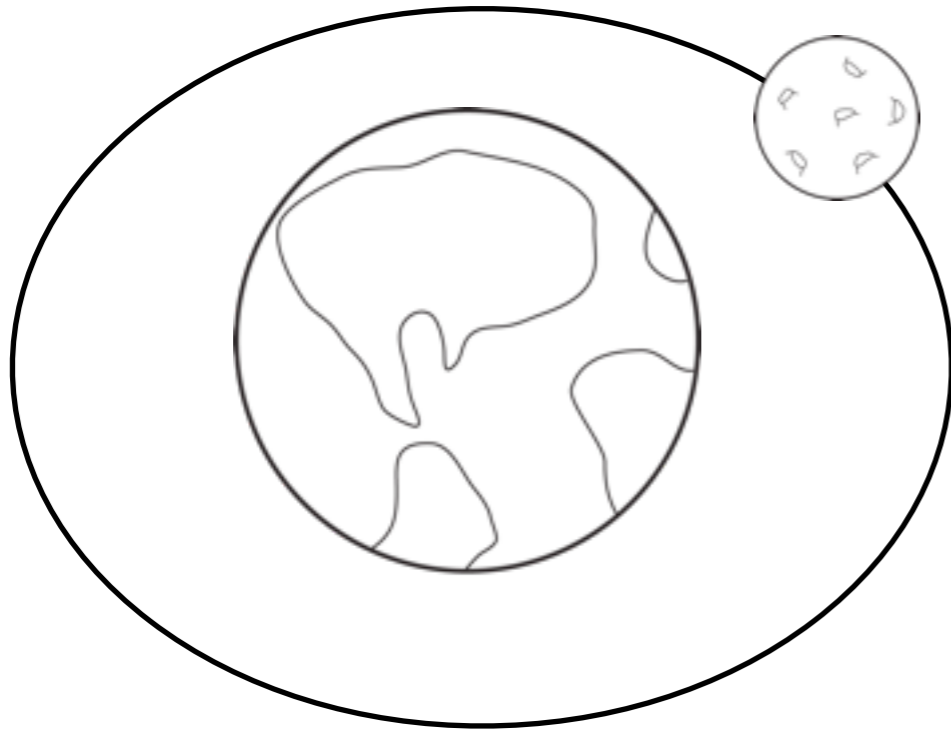
**The moon reflects light from the sun.**

5



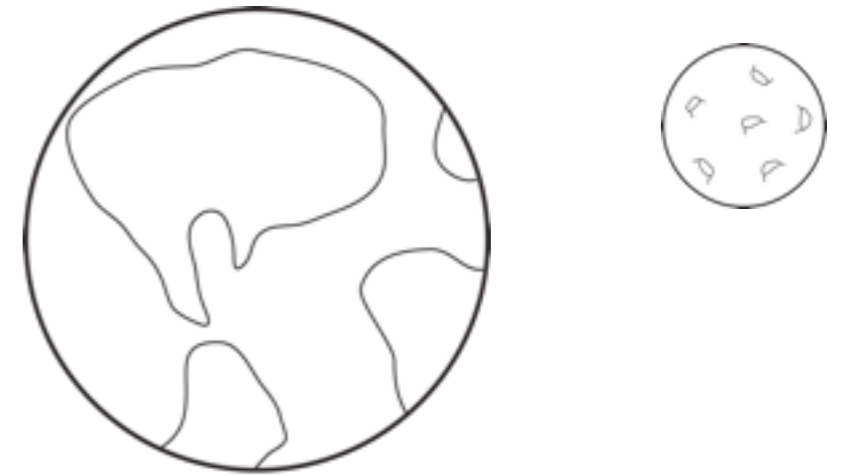
**We can see the moon because light from the sun bounces off the moon and to the Earth.**

6



**It takes the moon  
nearly 28 days to  
orbit the Earth.**

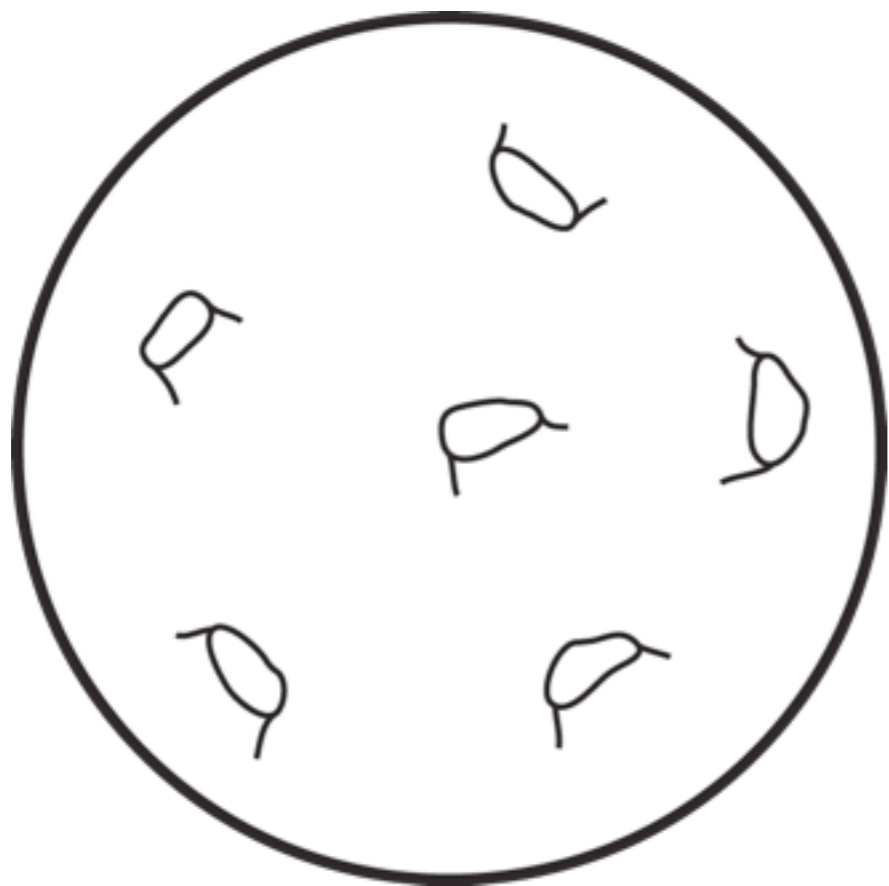
7



**The moon rises in  
the East and sets in  
the West.**

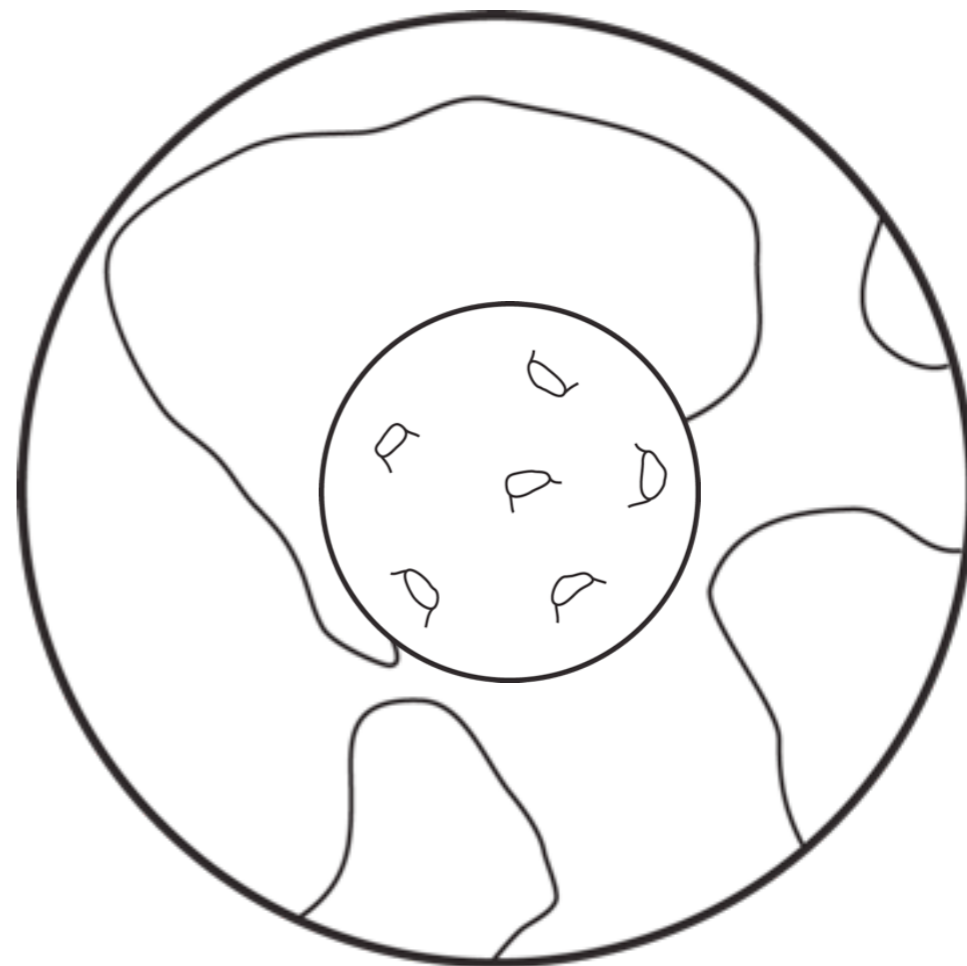


8



**The moon is a huge  
rock with  
mountains and  
valleys.**

9



**The moon is 4 times  
smaller than the  
Earth.**

10



**We always see the same side of the moon. We never get to see the back side of the moon!**

11



**The moon is really fun to learn about!**

**My**  
PHases  
of the  
moon  
**book**


**Name:**

1



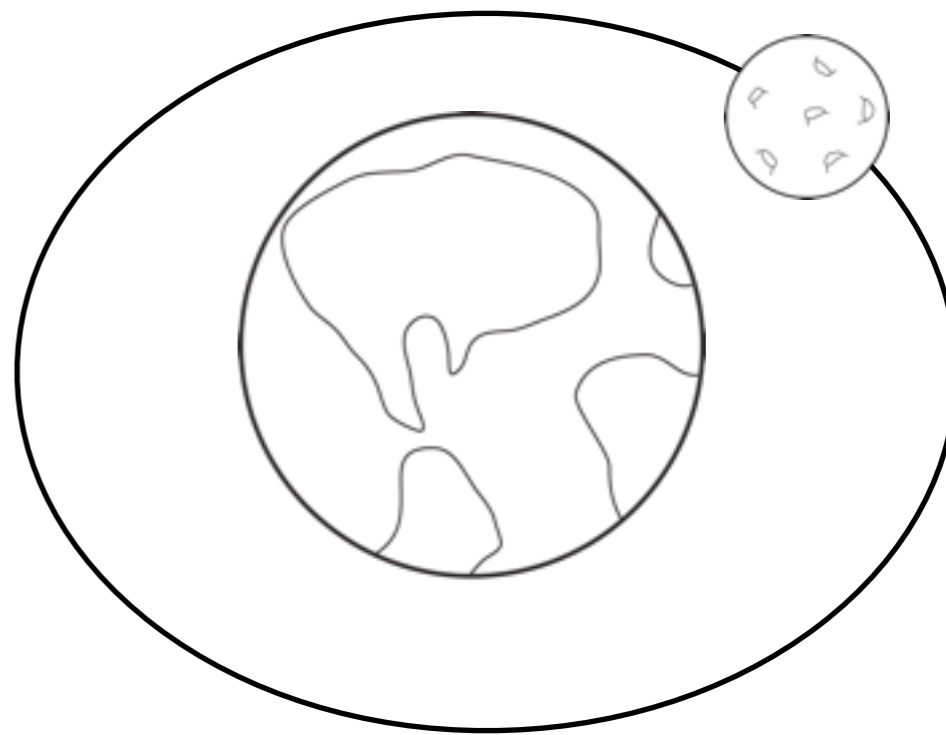
**You know how the moon sometimes is different shapes? This is because it has different phases.**

2




**The changing shape of the bright side of the moon is called a phase.**

3




**The shape of the moon changes based on where it is in its orbit around the Earth.**

**4**



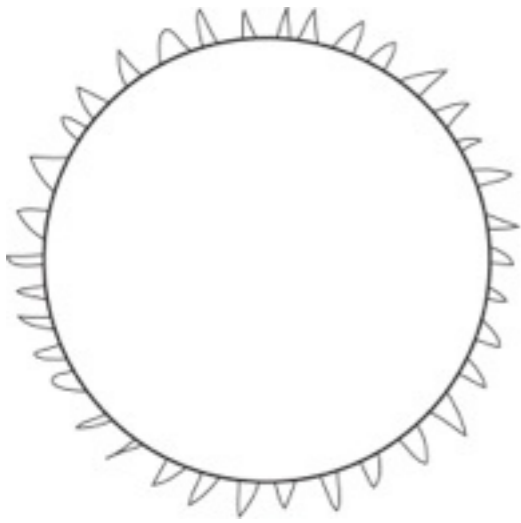
**The phases of the moon work in a cycle. There are 8 phases. It always starts with the New Moon.**

**5**



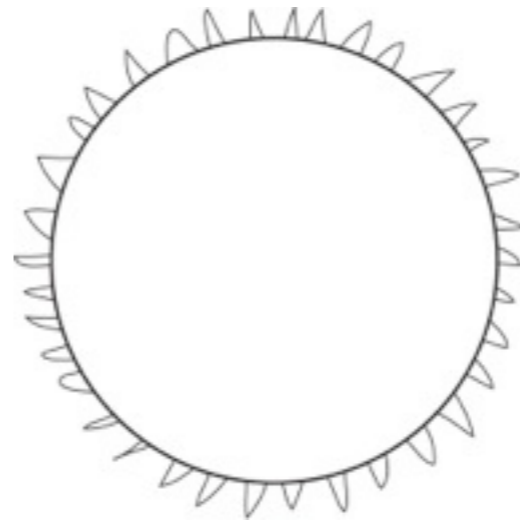
**We use the terms waxing and waning when describing the phases.**

6



**Waxing** means the  
bright side of the  
moon is getting  
bigger.

7




**Waning** means the  
bright side of the  
moon is getting  
smaller.

**8**


**The phases go:**  
**New moon**  
**Waxing Crescent**  
**first quarter**  
**Waxing Gibbous**  
**Full Moon**  
**Waning Gibbous**  
**Last Quarter**  
**Waning Crescent**

**9**



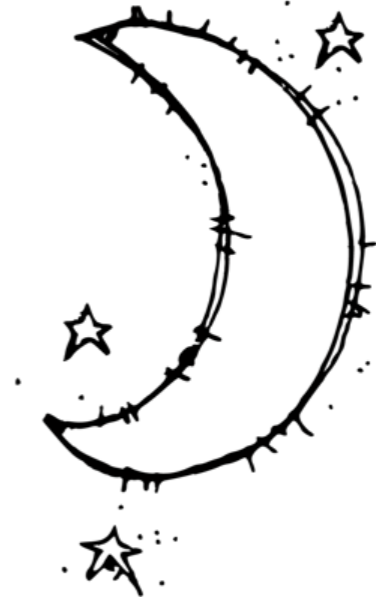
**When the moon is  
more than half lit  
it is called a gibbous  
moon.**

10



**When the moon is less than half lit it is called a crescent moon.**

11



**What is your favorite shape of the moon?**

---

---

---



# THANK YOU

I hope that you enjoy this download!

If you have any questions, please feel free to email me at  
[caseybean4@gmail.com](mailto:caseybean4@gmail.com)

Please follow my blog to grab more freebies and for ideas!!  
<http://adayinbcasfirstgrade.blogspot.com/>

Also, check out my store on TpT!!  
<http://www.teacherspayteachers.com/Store/Kristen-Smith-48>

This purchase is good for ONE classroom. If your friends would like a copy, please direct them to my store. Thank you for your honesty.

# THANK YOU

I use clip art, fonts, and frames from the following people:

