

# GOBBLE!



**ALIGNED  
WITH THE  
COMMON  
CORE  
STANDARDS!**

## FREE! Gobble Game: CVC Words, Blends, and Digraphs

Adorable turkey graphics + a simple game + short vowel words = fun reading practice! This card game features CVC words and words with blends and digraphs. Directions for 2 versions of the game are included to accommodate younger learners. I have found that a straight-forward, simple matching game works well with my preschoolers, while my kinders prefer the more advanced card game. Either way, students will enjoy playing this engaging, Thanksgiving-themed reading game!

### This game addresses the following Common Core Standards\* for kindergarten and first grade:

RF.K.1b Recognize that spoken words are represented in written language by specific sequences of letters.

RF.K.2d Isolate and pronounce the initial, medial vowel, and final sounds (phonemes) in three-phoneme (consonant-vowel-consonant, or CVC) words.<sup>1</sup> (This does not include CVCs ending with /l/, /r/, or /x/.)

RF.K.3b Associate the long and short sounds with the common spellings (graphemes) for the five major vowels.

RF.K.3d Distinguish between similarly spelled words by identifying the sounds of the letters that differ.

L.K.1a Print many upper- and lowercase letters.

L.K.2c Write a letter or letters for most consonant and short-vowel sounds (phonemes).

RF.1.2a Distinguish long from short vowel sounds in spoken single-syllable words.

RF.1.2b Orally produce single-syllable words by blending sounds (phonemes), including consonant blends.

RF.1.2c Isolate and pronounce initial, medial vowel, and final sounds (phonemes) in spoken single-syllable words.

RF.1.3a Know the spelling-sound correspondences for common consonant digraphs.


L.1.1a Print all upper- and lowercase letters.

By Teacher Tam 2013 

[Teacher Tam's Educational Adventures Blog](#)

Graphics by [Creative Clips](#), [KPM Doodles](#), [Graphics From the Pond](#),  
& [Ink and Little Things](#)

Fonts from [www.ultimatefontdownload.com](#) and [Teacher Tam!](#)



If you like this game, you will also like:



### Cut-and-Glue Sight Word Sentences for Kindergarten and First Grade

This is a combined set with over 110 Dolch sight words, such as I, see, it, a, do, that, one, two, red, yellow, pretty, which, friend, will, play, please, and many more! Students practice important fine motor skills. They learn sight words, punctuation and capitalization while reading full sentences.

[CLICK HERE TO TAKE A LOOK!](#)

## Terms of Use

Dear Educator,

This product is **COPYRIGHTED MATERIAL**. It is protected under the [Digital Millennium Copyright Act](#). As such, it may not be distributed without prior consent of the author, Tammy Utchek Lee, or her legal representative.

Purchasing this product allows you to:

- 1) Use the product in your own classroom (one classroom per license purchased).
- 2) Send **printed** copies of the product home with students.
- 3) Store it on your own, personal computer(s) or computer(s) to which only you have access.

Purchasing this product **does NOT** allow you to do the following:


- 1) You may NOT post this product online in any form.
- 2) You may NOT post it on your blog, personal website, school website or page, Google Docs, or any other forum. Posting materials online makes them accessible worldwide to anyone through a simple search of the web.
- 3) You may NOT provide this product for free or resell it in any form.
- 4) You may NOT store this product on a school server where it is accessible to others.

If you have questions regarding the use of this product and/or would like to make a request to use the product in a manner other than those stated above, please contact the author via email:

[teachertam2@gmail.com](mailto:teachertam2@gmail.com)

Thank you again for purchasing materials from Teacher Tam. Your understanding and cooperation regarding this copyrighted material is appreciated.

# GOBBLE!



## Directions:

### Game #1: Matching

Pick 5 or 6 sets of cards. Shuffle them and place them face down in rows. On your turn, flip over 2 cards and **READ** them. If they match, keep the match and go again. If they **DO NOT** match, put them back in the same space and end your turn. When all of the cards are gone, the player with the most matches wins! (You can choose whether or not to include the "Gobble!" cards as an extra match.)

### Game #2: Gobble!

Shuffle the cards, including at least 2 "Gobble!" cards. Place them face down in a messy pile. On your turn, pick a card and **READ** it. Keep the card and end your turn. If you pick a "Gobble!" card, put 2 of your cards back in the pile. Set the "Gobble!" card to the side. When all of the cards are gone, the player with the most word cards wins!



can



mat




bag




tap



pan



beg



fed



hen



get



red




sit




pig



pin



lip



win



log



dog



hop




mop




got



dug



bug



sun



mud



shop



fish




dish




math



bath



think



sink



sing





ring



clip




clock




plan



plug



brick



brown



bring



phone



graph




drink




drip



flip



flower



prop











frog




Teacher Tam 2013







**“Gobble!”**




**“Gobble!”**



**“Gobble!”**



**“Gobble!”**



# GOBBLE!

Directions: Write 5 of the words you read during the game.

1. \_\_\_\_\_

2. \_\_\_\_\_

3. \_\_\_\_\_

4. \_\_\_\_\_

5. \_\_\_\_\_

