






frosty time



Print on cardstock, laminate, and cut out. Students will tell the time and record it on the recording sheet. There are two different sets: one with time to the hour and one with time to the half hour.



frosty time

Frosty is running out of time! Keep him from melting by writing the time below.

1. _____:

2. _____:

3. _____:


4. _____:

5. _____:

6. _____:

7. _____:

8. _____:



Name: _____



frosty time

Frosty is running out of time! Keep him from melting by writing the time below.

1. _____:

2. _____:

3. _____:

4. _____:

5. _____:

6. _____:

7. _____:

8. _____:



Name: _____

credits

Check out these awesome websites for fonts and clipart!



kevinandamanda.com

If you have any questions/concerns, please [email me](#). For more resources and freebies, check out [my blog](#)!