



# GROUNDHOG'S DAY FUN!

Math & Literacy Mini-Unit


by christie berlener

[www.first-grade-fever.blogspot.com](http://www.first-grade-fever.blogspot.com)



Groundhog. groundhog. you're still in bed???

It's February 2<sup>nd</sup> ...time to wake up sleepyhead!



This fun lil mini-unit is poppin' with Groundhog's day math & literacy activities. It's time for your kiddos to start making their predictions...six more weeks of winter or is spring here?

Included in this unit:

"It's Groundhog Time" a book about time {classroom version}

"It's Groundhog Time" {student reproducible version}

Groundhog's Day writing {2 writing reproducible}

Groundhog peeker {for writing display}

Groundhog's Day sentence scramblers

Label That-Groundhog

ABC order That-Groundhog

Data collection Activity {student reproducible & class chart}

Groundhog Graphin'

Groundhog Roll, Add-n-Graph




# It's SUN GROUNDHOG TIME!

a story about telling time




By:  
Christie  
Berlener



THE SUN IS COMING UP  
WAKE UP SLEEPYHEAD!  
IT'S TIME FOR LITTLE GROUNDHOGS  
TO GET UP AND OUT OF BED.




IT'S 7:00!




I've eaten all my breakfast  
and heading off to school  
I really like my friends  
and my teacher is so cool!




**It's 8:00!**



I'M WORKING HARD AT SCHOOL  
AND READING A WHOLE BUNCH.  
MY TEACHER SAYS IT'S TIME  
TO EAT OUR YUMMY LUNCH.




**IT'S 12:00!**



Reading, Writing, Math...  
I'VE WORKED SO HARD TODAY.  
BUT NOW OUR SCHOOL DAY IS OVER,  
IT'S TIME TO BE ON OUR WAY.



**It's 3:00!**




I'VE FINISHED UP MY HOMEWORK  
AND PLAYED A LITTLE, TOO.

IT'S TIME TO EAT MY SUPPER  
AND HELP WITH DISHES WHEN I'M THROUGH.



**IT'S 6:00!**




5




NOW it'S DARK OUTSIDE  
"BRUSH YOUR TEETH," MOTHER SAID.  
I'VE PUT ON MY PAJAMAS  
AND NOW it'S TIME FOR BED.




**It'S 9:00!**






# IT'S GROUNDHOG TIME!



MY little book about telling time



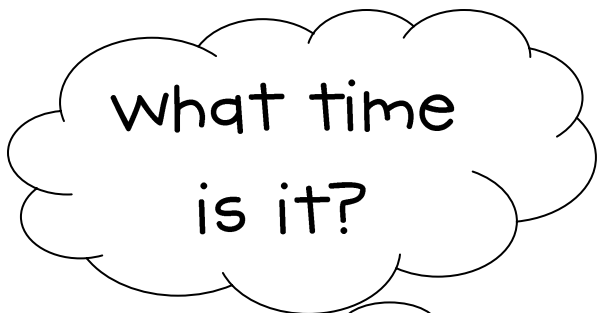
BY: \_\_\_\_\_



1

©Christie Berkener 2012

## Time to wake up little groundhog!




\_\_\_\_\_ : \_\_\_\_\_

2

# Time for school little groundhog!

what time  
is it?




\_\_\_\_\_ : \_\_\_\_\_

3

# Time for lunch little groundhog!

what time  
is it?




\_\_\_\_\_ : \_\_\_\_\_

4

Time to go home little groundhog!

What time  
is it?




\_\_\_\_\_ : \_\_\_\_\_

5

Time for supper little groundhog!

What time  
is it?




\_\_\_\_\_ : \_\_\_\_\_

6

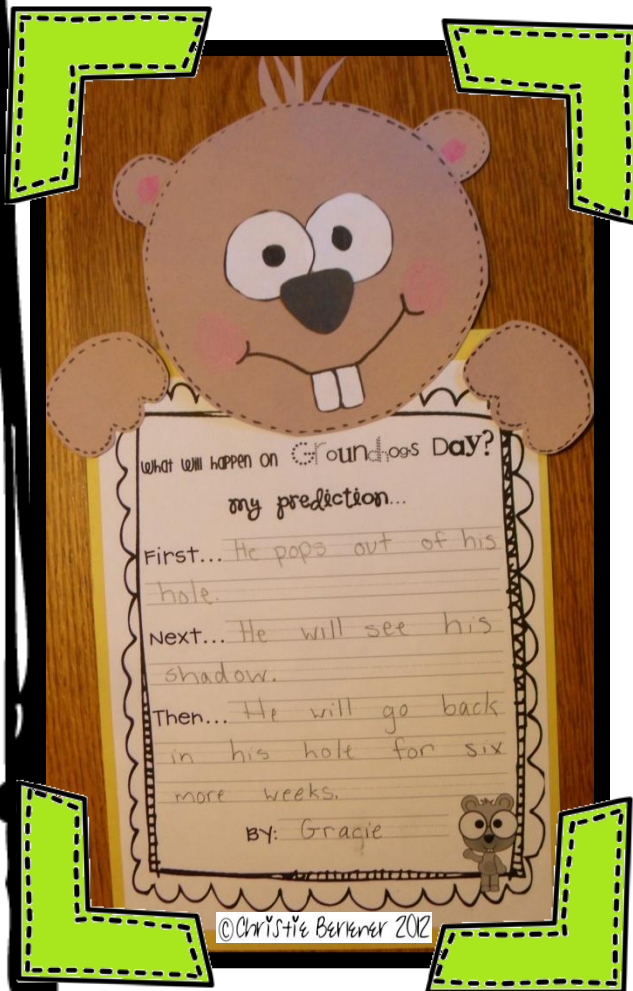
# Time for bed little groundhog!

what time  
is it?



\_\_\_\_\_ : \_\_\_\_\_

# GROUNDHOG'S DAY Writing



©Christie Berkener 2012

## DIRECTIONS:

- \* complete one of the Groundhog's Day writing activity pages
- \* glue writing page to construction paper
- \* cut out groundhog head, ears, eyes, nose & paws
- \* glue on ears, eyes & nose
- \* draw on mouth & add teeth
- \* draw black circles in eyes and add pink cheeks with crayon or colored pencil
- \* glue on paws

## OPTIONAL:

- \* cut lil hair sprigs from brown paper scraps
- \* I also like to add some stitching/dashes around the edges of the face & paws

TA-DA! Time to display your  
Groundhog's Day Predictions!

What will happen on **Foundlog's Day?**

my prediction...

First...

Next...

Then...

BY:



my prediction...

I think the **C**roundlog...

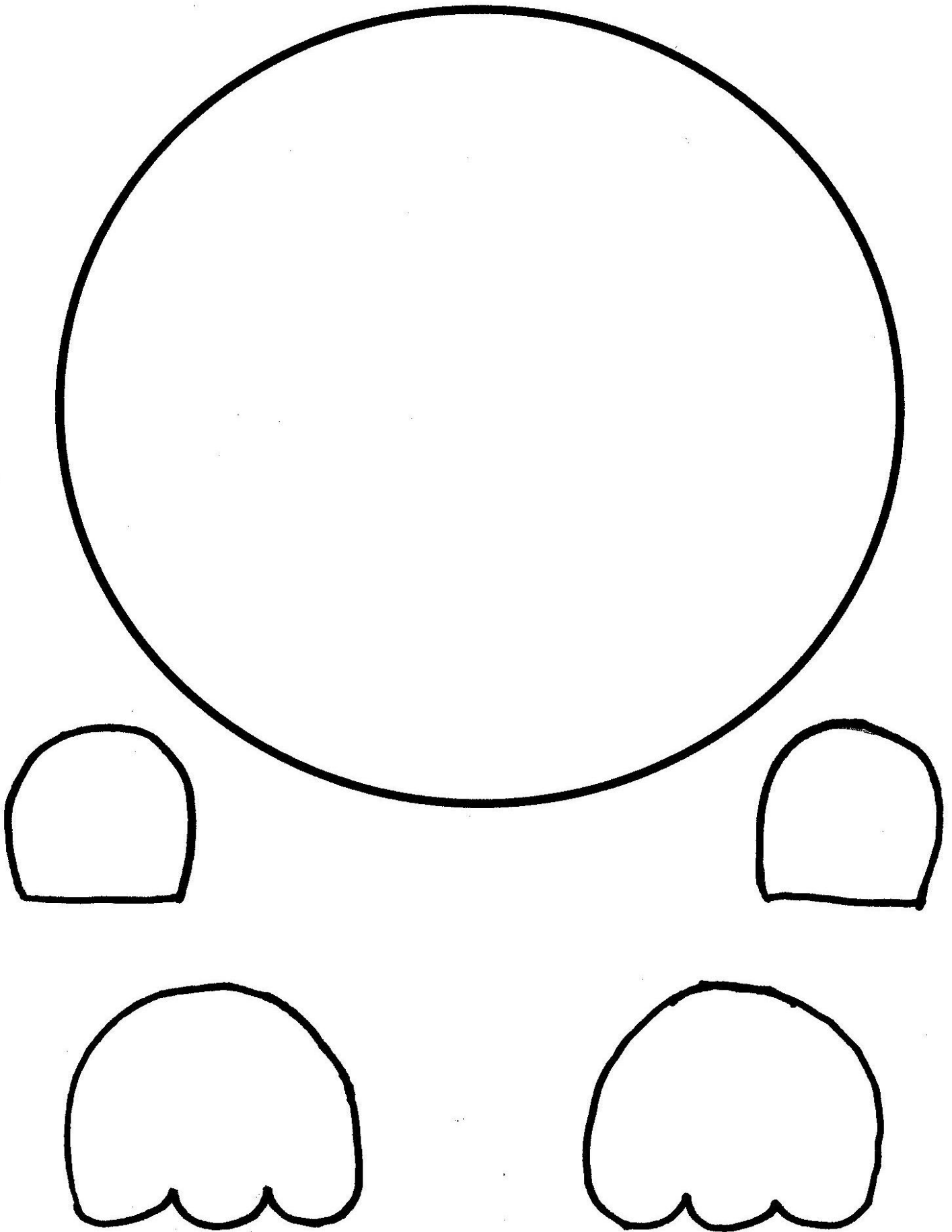
BY: \_\_\_\_\_



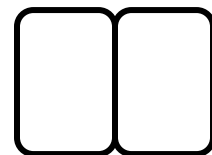


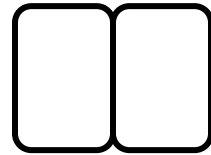


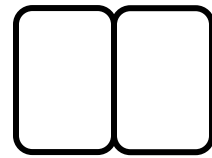


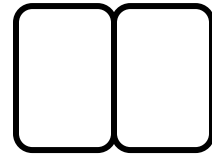


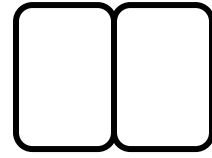




pattern for groundhog peeker




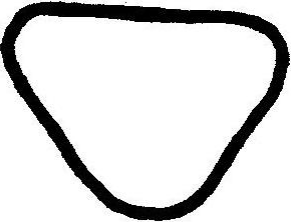
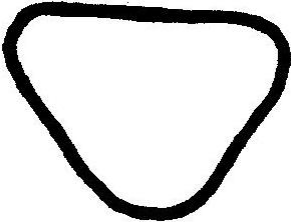
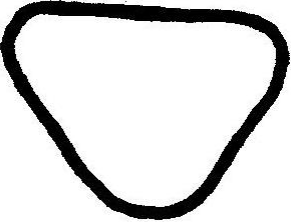
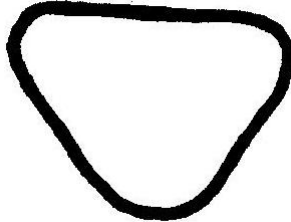
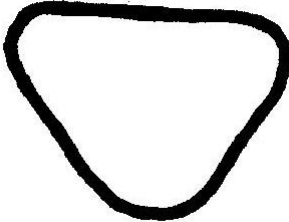
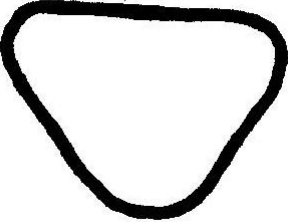
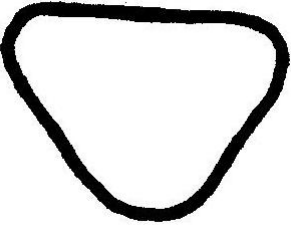


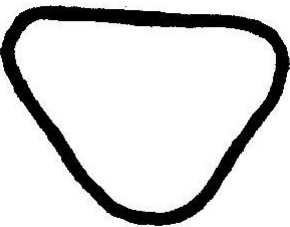
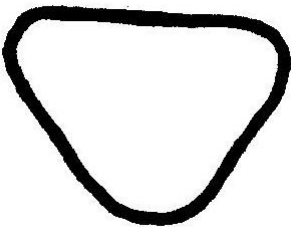
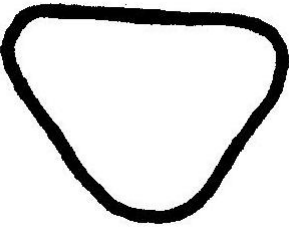
head, ears & paws-copy on brown construction paper



eyes & teeth-copy on white



nose-copy on black paper



# Groundhog Day sentence scrambler



Name \_\_\_\_\_

I can write:

Will

I can draw a picture about the sentence.

I can make a sentence.

I can write the sentence.

©Christie Benener 2012

groundhog	see	Will	his	the	shadow?
-----------	-----	------	-----	-----	---------

# Groundhog Day sentence scrambler

Name \_\_\_\_\_

level 2

I can write

The sight word:

will

I can draw a picture about the sentence.



I can make a sentence.

I can write the sentence I just made.

I can write an telling sentence using the sight word.


©Christie Bertener 2012


groundhog see Will his the shadow?

Name \_\_\_\_\_

# Label That \* Groundhog

sun cloud groundhog shadow ear teeth






Name \_\_\_\_\_

# abc ORDER That! GROUNDHOG'S Day

Read the words in the box. Write them in ABC order.



1

shadow groundhog predict

\_\_\_\_\_

\_\_\_\_\_

\_\_\_\_\_

2

winter February sun

\_\_\_\_\_

\_\_\_\_\_

\_\_\_\_\_

3

spring clouds weather

\_\_\_\_\_

\_\_\_\_\_

\_\_\_\_\_

4

animal hibernate furry

\_\_\_\_\_

\_\_\_\_\_

\_\_\_\_\_

# Groundhogs Day Predictions

data collected by: \_\_\_\_\_

## Will the groundhog see his shadow?

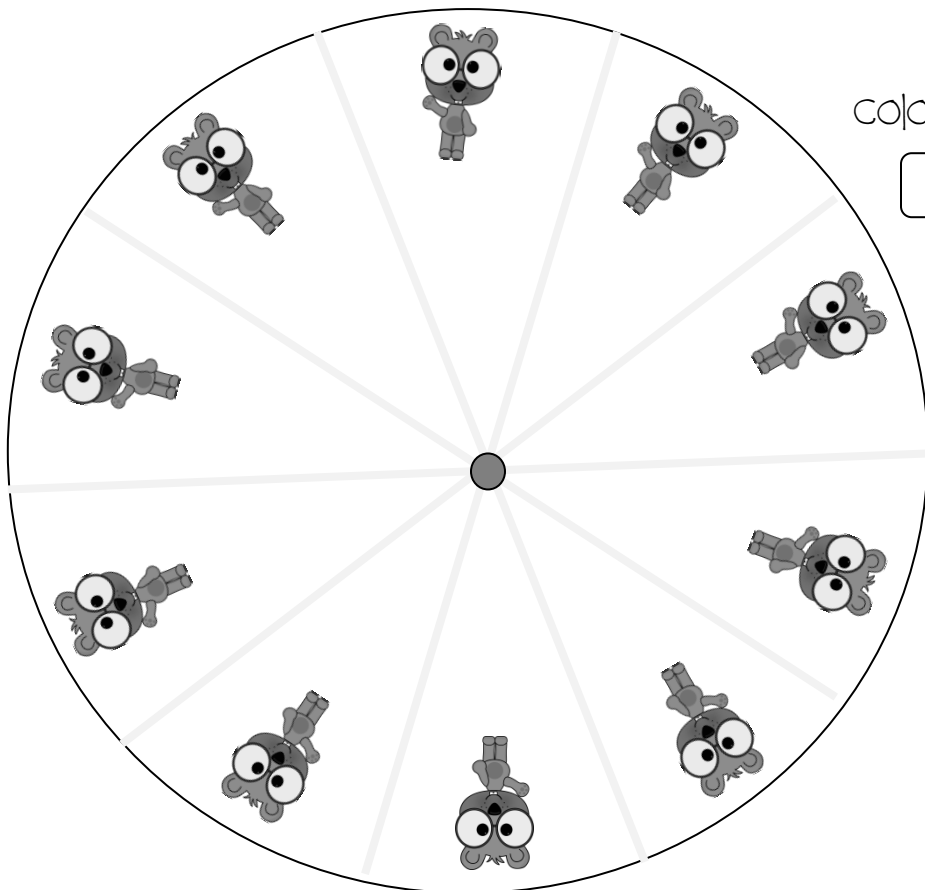
Ask 10 friends & make tally marks to record their answers.

Total

<b>YES</b>		
<b>NO</b>		

\_\_\_\_\_ friends predicted **YES**


\_\_\_\_\_ friends predicted **NO**



color a groundhog for each vote

blue = yes     red = no

Analyze  
the Data



Conclusion: More friends predicted \_\_\_\_\_.



Ask Question

Will the groundhog see his shadow?

6 more weeks

Yes or No

LOOK

Collect Data

YES		
NO		

\_\_\_\_\_ friends predicted YES      \_\_\_\_\_ friends predicted NO


color a groundhog for each vote  
 blue = yes     red = no

Analyze the Data

Conclusion: More friends predicted \_\_\_\_\_

class  
chart

{Print & cut out-make a class graph on chart paper}




Will the groundhog  
see his shadow?

Ask Question

Collect Data

Analyze Data


Conclusion



# GROUNDHOG GRAPHIN'



Name \_\_\_\_\_



Predict which number will be rolled the most.  
Roll the die; color in 1  above that number in the bar graph.


I predict that the number \_\_\_\_\_ will be rolled the most.

1	2	3	4	5	6

Which number was rolled the most? \_\_\_\_\_



# GROUNDHOG ROLL, ADD & GRAPH



Name \_\_\_\_\_

Predict which number will be rolled the most.

Roll 2 dice; add the numbers together & color in 1  above that sum in the bar graph.

I PREDICT THAT THE NUMBER \_\_\_\_\_ WILL BE ROLLED THE MOST.

2	3	4	5	6	7	8	9	10	11	12

WHICH NUMBER WAS ROLLED THE MOST? \_\_\_\_\_

Thank you so much for purchasing this unit!  
If you have any questions or suggestions,  
please don't hesitate to give me a shout out!

Be sure to stop by my blog

# First Grade Fever

for more ideas and some FREEBIES!

Thanks a lot!

Christie 



[www.first-grade-fever.blogspot.com](http://www.first-grade-fever.blogspot.com)

[firstgrade fever@gmail.com](mailto:firstgrade fever@gmail.com)

Check out my some of my other stuff at:

[www.teachersnotebook.com/shop/christieberlener](http://www.teachersnotebook.com/shop/christieberlener) [www.teacherspayteachers.com/Store/First-Grade-Fever-By-Christie](http://www.teacherspayteachers.com/Store/First-Grade-Fever-By-Christie)



Graphics purchased from Scrappin' Doodles