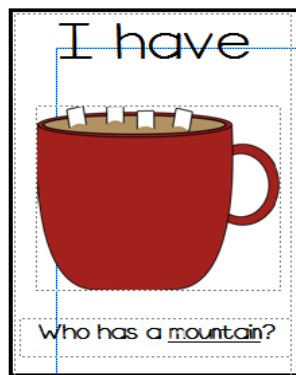


I Have, Who Has?

Winter Vocabulary



2 Ways to play!

I Have, Who Has? Winter Game

2 Ways to Play!

Make copies and laminate for future use.

There are 2 versions...one with words and the other with picture cues.

Pass out the cards to students. Have them sit in a circle. Pick a child to go first. They stand and read their card. (Your students may not be able to read yet, but they quickly catch on to how the game is played and "read" their cards accordingly.) The child with the correct answer stands up and reads their card. Play continues until all cards are read. To make this a REAL challenge, time the students and have them try to break their own record!

Game 1: Read the words or learn the pattern and use the words on the card. "I have mittens. Who has a penguin?"

Game 2: Say what you have. Then give clues about the word you're looking for. Kid 1: "I have a penguin." Who has the things you wear on your hands when it's cold?

Kid 2: "I have Mittens. Who has the game you play with a puck and a stick?"



I have



Who has a girl?

I have




Who has a penguin?

I have




Who has a polar bear?

I have



Who has soup?

I have




Who has a snowman?

I have




Who has mittens?

I have



Who has a mitten?

I have



Who has a scarf?

I have



Who has a snowboarder?

I have



Who has an ice skater?

I have



Who has a jacket?

I have



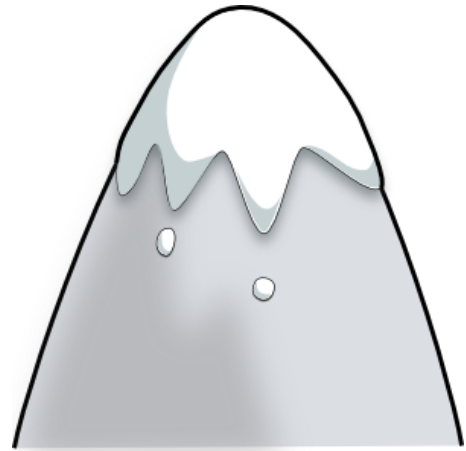
Who has hot cocoa?

I have




Who has a mountain?

I have




Who has a snowflake?

I have



Who has a snowball?

I have



Who has boots?

I have



Who has earmuffs?

I have



Who has gloves?

I have




Who has snow?

I have



Who has winter?

I have




Who has a snow globe?

I have



Who has a toboggan?

I have



Who has a snow skier?

I have



Who a snow angel?

I have




Who has ice hockey?

I have



Who has a boy?

I Have! Who Has?



Winter Set

I Have! Who Has! Game Directions

2 Ways to Play!

Make copies and laminate for future use.

Pass out the cards to students. Have them sit in a circle. Pick a child to go first. They stand and read their card. (Your students may not be able to read yet, but they quickly catch on to how the game is played and "read" their cards accordingly.) The child with the correct answer stands up and reads their card. Play continues until all cards are read.

To make this a REAL challenge, time the students and have them try to break their own record!

Game 1: Read the words or learn the pattern and use the words on the card.

"I have mittens. Who has a penguin?"

Game 2: Say what you have. Then give clues about the word you're looking for.

Kid 1: "I have a penguin." Who has the things you wear on your hands when it's cold?

Kid 2: "I have Mittens. Who has the game you play with a puck and a stick?"

Thank you so much! We hope this pack helps your kiddos with winter vocabulary. Keep us posted on what you like, need, want or think we should change :).

Check out our blog at:
<http://www.kindergartensquared.blogspot.com>

Check out our teacher pay teacher store at:
<http://www.teacherspayteachers.com/Store/KindergartenSquared>

Page & Cristy
@Kindergarten Squared

Background by and winter Clipart by:

www.mycutegraphics.com and



Cute Frame by:

Digital Swirl Creations. Check out the store at...
teacherspayteachers.com/Store/Digital-Swirls-Creations

Fonts and Clipart By: LD fonts at <http://www.letteringdelights.com>
Kevin and Amanda at <http://www.kevinandamanda.com>