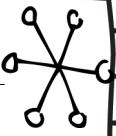


NAME: _____

DATE: _____



Reference Materials



Directions: Using the information in the two boxes, answer the questions below..

How to Build a Snowman



By: Lisa Smith

Illustrated By: Pam Hobbs


TABLE OF CONTENTS

Gathering the snow..... p. 3

Where to find the arms..... p. 12

Decorating the face.....p. 15

Picking a hat & scarf.....p. 22



1. What is the title of the story?

2. Who is the illustrator of the story?

3. What does an author do?

4. What page do you find out about finding eyes and a nose?

5. What did you read about on page 12?


6. If you wanted to find out how to pick a hat and a scarf where would you look?



NAME: _____

DATE: _____

ABC Order



Directions: Put the words in each box in ABC Order.

A B C D E F G H I J K L M N O P Q R S T U V W X Y Z

cold arctic
snowman frost

1. _____
2. _____
3. _____
4. _____




scarf winter
boots chilly

1. _____
2. _____
3. _____
4. _____





skiing mittens
boots coat

1. _____
2. _____
3. _____
4. _____




snow blizzard
penguin igloo

1. _____
2. _____
3. _____
4. _____




NAME: _____

DATE: _____




Parts of Speech Sort



Directions: Cut out the words and glue them in the correct category..

NOUNS	VERBS	ADJECTIVES



boots	walk	merry	sip
throw	snowman	cold	lodge
silly	tall	scarf	eat