

Hot Chocolate

Mmmmmmmmm...



By 1st Grade Hip Hip Hooray!

Hot Chocolate

Hot chocolate is...

I like to drink hot chocolate with...

I like to drink hot chocolate...


I like to put these in my hot chocolate...

Hot chocolate is good with...



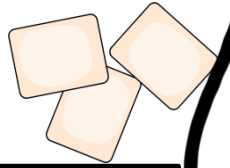
Hot Chocolate

By _____





Let's Make Words



vowels

consonants

2 letters

3 letters

4 letters

more...

h	o	t	e	h	o
e	o	l	a	t	e

Do you like marshmallows in your hot chocolate?
Ask 12 of your friends.



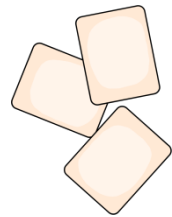
Yes	No

_____ of my friends
like marshmallows.


_____ of my friends do
not like marshmallows.

More of my friends
like/do not like
marshmallows.

Do you like
marshmallows?
Yes No



Write a sentence telling about hot chocolate.





Word of the Day

hot chocolate

Rewrite the word below using the spacing.

How many vowels are in hot chocolate?


_____ vowels

How many consonants are in hot chocolate?

_____ consonants

How many syllables in chocolate?

_____ syllables



Use hot chocolate in a sentence.

Use hot chocolate in a question.

Have you had hot chocolate before?



Yes No

Tell us how you think it is made.

First

Next

Then

Finally



Have you made hot chocolate before? Yes No

smells

tastes

looks



Hot chocolate

can

is

has

Chocolate Comes from Cacao

All the chocolate we eat comes from the cacao (kah KOW) tree. These trees produce pods containing seeds. The seeds, once fermented and dried, are processed into chocolate. The tree can be found in the rainforest.

A cacao pod has about 30-50 almond-sized seeds—enough to make about seven milk chocolate candy bars!

Insects called midges pollinate the flowers on the cacao tree. These flowers then produce the pods that hold the seeds used to make chocolate.

A cacao tree takes five years before it makes pods

A machete is used to cut the pods from the tree. A machete is like a long knife. The pods are cut by hand.

The seeds are laid on mats to sit in the sun and dry. They are then sent in bags to the factory to be roasted and then ground.

This is then combined with condensed milk, sugar and cocoa butter and mixed until smooth and creamy. mmmmmmm

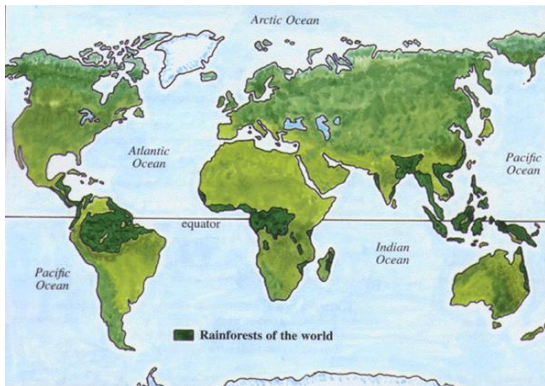


Chocolate

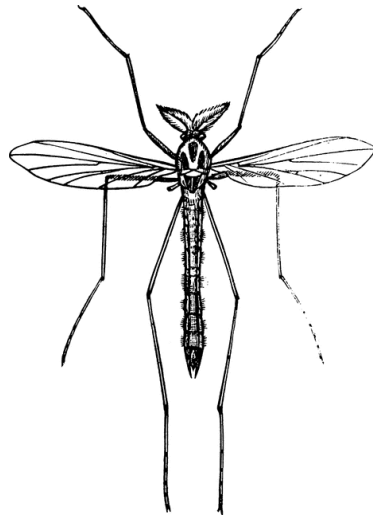
By _____



Chocolate begins as a seed in a pod on the cacao tree.



The cacao tree can be found in the rainforest.




Midges fly from flower to flower on the tree and pollinate them.



From the flower a pod grows. Inside the pod are the seeds.



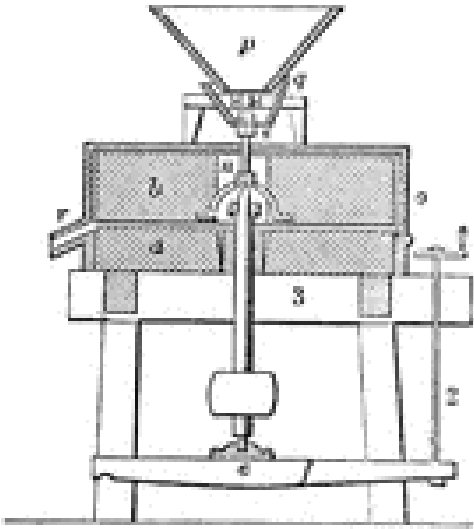
The pods are cut by hand from the tree with a machete.



The pods are then opened and the seeds put on mats to dry in the sun.



After drying they will be roasted.



The seeds are sent to a factory to be ground up.



Condensed milk, sugar and cocoa butter will be added.



This mixture is then mixed until creamy and smooth.

What is your favorite chocolate treat?



True or False


Read the statement. If it is true go to the next statement. If it is false rewrite the statement to correct it. Use your text to help find the answers.

The cacao tree grows in the North Pole. T F

Machines are used to cut the pods from the cacao tree. T F

Butterflies pollinate the flowers on the cacao tree. T F

Word Search

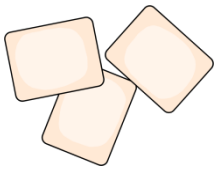


- | | | | |
|-------|------|------------|--------|
| cacao | tree | chocolate | midges |
| pod | seed | machete | grind |
| roast | mix | rainforest | mat |






hot chocolate



marshmallows




chocolate



milk



peppermint



mitten



warm



cup



Roll and Add



Roll the dice. Add the two numbers. Color the box that is the sum. If you roll 12 you may color a box under any number. Once you have filled a row the game is done.



2	3	4	5	6	7	8	9	10	11

What row did you fill first? _____

3

5


12

7

4

10

8



5

12

8

11

3

6

4

5



9

9

Roll the dice. Cover the sum of the two die. The object is to cover an entire row.

2

2

10


7

6

8

11

1. Roll the dice and add them up
2. Write the number in the middle.
3. Write on each side one more and one less.



One Less	Number	One More

1 2 3 4 5 6 7 8 9 10 11 12



Name _____



Thank you for purchasing my product on TpT or Teachers Notebook. I hope you will enjoy it. Please don't hesitate to contact me with questions or concerns:

mhenson@sylvaniaschools.org

I would really appreciate your feedback. Please visit this site and let me know what you think. TpT is going to be giving "paybacks" for those who do this as is Teachers Notebook.

<http://www.teacherspayteachers.com/Store/1st-Grade-Hip-Hip-Hooray>

Also visit my blog for lots of "freebies" and ideas.

<http://hensonsfirstgrade.blogspot.com/>

Many of my fonts and clip art are from:
Creative Lettering Delights, Scrappin
Doodles and Thistle Girl.

Thanks! Michele