

Happy Valentine's Day



Love You Lots!

By: Yvonne Denerson-Horne




Name _____


Date _____

Patterns After My Own Heart

Directions: Color the hearts and/or write the letters to create a pattern.



Create your own pattern with the hearts below.





Name _____

Date _____

Make it Ten!


Directions: Read and solve the word problems. Show your work in the space provided.


Abby saw 4  love bugs sitting on a leaf. She wanted to see 10 love bugs in all. How many more love bugs does Abby need to see to have seen 10 love bugs in all?

Danny delivered a  Valentine to 5 of his friends. He has 10 friends in all. How many more Valentines does Danny need to deliver to have delivered 10 in all?

$$\underline{\quad} - \underline{\quad} = \underline{\quad}$$

$$\underline{\quad} - \underline{\quad} = \underline{\quad}$$

Mica picked 3  flowers for his mother. He needs 10 flowers to make her Valentine's Day bouquet. How many more flowers does he need to pick to have 10 flowers in all?

Laura invited 10  friends to come to her Valentine's Day party. Karen, John, and Frances have already arrived. How many more of Laura's friends need to come to have 10 friends in all?

$$\underline{\quad} - \underline{\quad} = \underline{\quad}$$


$$\underline{\quad} - \underline{\quad} = \underline{\quad}$$


Name _____


Date _____


Make it Ten!

Directions: Read and solve the word problems. Show your work in the space provided.

Abby saw 4  love bugs sitting on a leaf. She wanted to see 10 love bugs in all. Draw how many more love bugs Abby needs to see to have seen 10 love bugs in all.

Danny delivered a  Valentine to 5 of his friends. He has 10 friends in all. Draw how many more Valentines Danny needs to deliver to have delivered 10 in all.

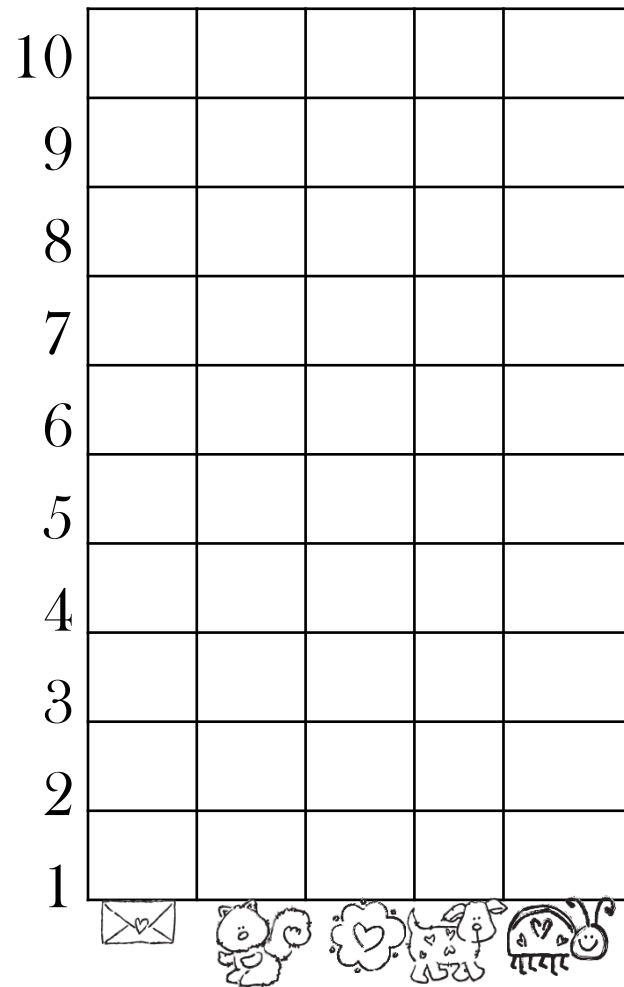

Mica picked 3  flowers for his mother. He needs 10 flowers to make her Valentine's Day bouquet. Draw how many more flowers he needs to pick to have 10 flowers in all.

Laura invited 10  friends to come to her Valentine's Day party. Karen, John, and Frances have already arrived. Draw how many more of Laura's friends need to come to have 10 friends in all.

Name _____

Date _____

Lots of Love in Graphing!





1. How many Valentine letters did you count? _____
2. How many squirrels did you count? _____
3. How many flowers makers did you count? _____
4. How many dogs did you count? _____
5. How many love bugs did you count? _____
6. Are there more love bugs or flowers? _____
7. How many more Valentines are there than dogs? _____
8. What items are there the least of? _____
9. What items are there the most of? _____
10. Are there any items that are equal? _____ If so, what items? _____

Name _____

Date _____



Directions: Complete each pattern. Cut out the pictures provided and glue them in the appropriate box.



Name _____

Date _____




Directions: Complete each pattern. Cut out the pictures provided and glue them in the appropriate box.



Name _____

Date _____



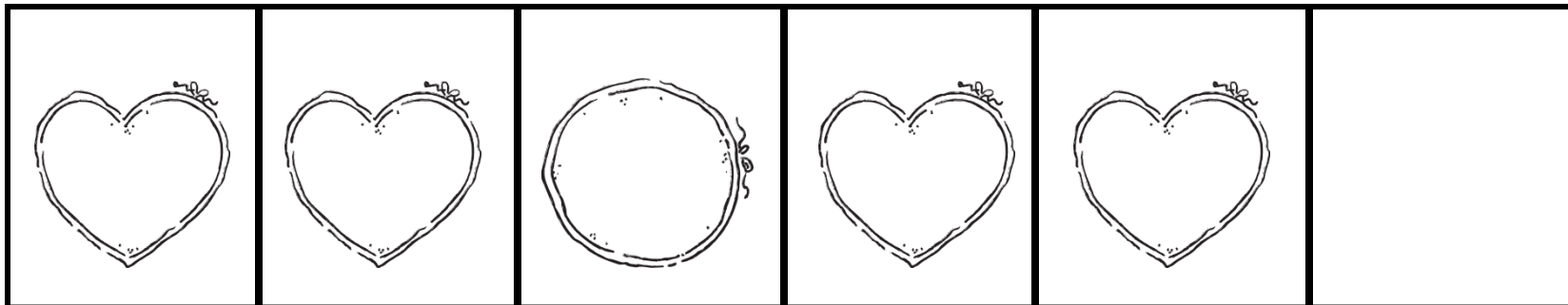
Directions: Complete each pattern. Cut out the pictures provided and glue them in the appropriate box.



Name _____

Date _____


Directions: Complete each pattern. Cut out the pictures provided and glue them in the appropriate box.



Name _____

Date _____



Directions: Complete each pattern. Cut out the pictures provided and glue them in the appropriate box.




Name _____

Date _____


Directions: Complete each pattern. Cut out the pictures provided and glue them in the appropriate box.




Extra Heart




Lacing MY Love



Lacing MY Love



Extra Heart




Name _____

Date _____

Acrostic Poem

V
A
L
E
N
T
I
N
E
S

Acrostic Poem



Virtuous
Awesome at giving
Loving and kind
Elated and friendly
Never unkind
Terrific for sharing
It-factor to boot
New best friend forever
Excellent Valentine-you!



Name _____

Date _____

Happy Months of the Year!

Directions: Trace the fall months brown. Trace the winter months blue. Trace the spring months green. Trace the summer months yellow.

January

February

March

April

May

June

July

August

September

October

November

December

Directions: Answer the questions below.

1. How many months are there in the fall? _____
2. Write the months of fall. _____
3. How many months are there in the winter? _____
4. Write the winter months. _____
5. How many months are there in the spring? _____
6. Write the months of spring. _____
7. How many months are there in the summer? _____
8. Write the months of summer. _____
9. What month do we celebrate Valentine's Day? _____
10. What season do we celebrate Valentine's Day? _____

Name _____ Date _____

Loving Calendar Activities
 February 2013 

Monday	Tuesday	Wednesday	Thursday	Friday	Saturday	Sunday
				1	2	3
4	5	6	7	8	9	10
11	12	13	14	15	16	17
18	19	21	22 	23	24	25
25	26	27	28			

How many days are there in February? _____ How many weeks are there in February? _____

What weekday is February 9th? _____ What weekday is Valentine's Day? _____

What date is the first Monday in the month? _____

What date is the second Sunday in month? _____

What date is the third Wednesday in the month? _____

What date is the fourth Friday in the month? _____

What is your favorite day of the week? _____

Name _____ Date _____

My Valentine Glyph

Directions: Color one box for each part to build your valentine.


Valentine Body	I am a girl. Use a pink heart	I am a boy. Use a red heart
Eyes	Be Mine Use medium googly eyes	My BFF Use large googly eyes
Arms	I like hot chocolate with whipped cream. Use straight legs	I like hot chocolate without whipped cream. Use accordion legs
Hands	I like candy for Valentine's Day. Use white hands	I like stuff animals for Valentine's Day. Use purple hands
Legs	I like winter. Use straight legs	I like fall. Use accordion legs
Feet	My name has 5 letters or less. Use small feet	My name has 6 letters or more. Use large feet


Name _____


Date _____


In Love with Estimating!


Directions: Estimate how many cookies are in each jar and write the number on the line below each jar.
















Name _____


Date _____


In Love with Counting!


Directions: Count how many cookies are in each jar and write the number on the line below each jar.
Then compare the two numbers.














Thank you!!

Thank you for downloading my freebie! I hope that it is a high-quality product that you can use in your classroom for many years to come. Please carefully read through the materials before presenting it to your class. If you have any questions or concerns please contact me through TpT or my email address teachiepeachie@gmail.com. I welcome feedback as well as it is greatly appreciated. You can also follow me at <http://teachiepeachie.blogspot.com/> All rights reserved © 2012. Permission is granted to the original downloader/purchaser of this document to reproduce as many pages as needed for the downloader/purchaser's classroom only. Reproducing for others, re-selling, or claiming this work as your own is strictly prohibited and is in direct violation of the Digital Millennium Copyright Act. © 2012 Yvonne Denerson-Horne Please give credit if referenced in a blog, website and the like and link back to the product. Thank you again and enjoy!

Clipart by: <http://www.djinkers.com/home.php>

You can also contact me and tell me what activities that you would like to see more of!