













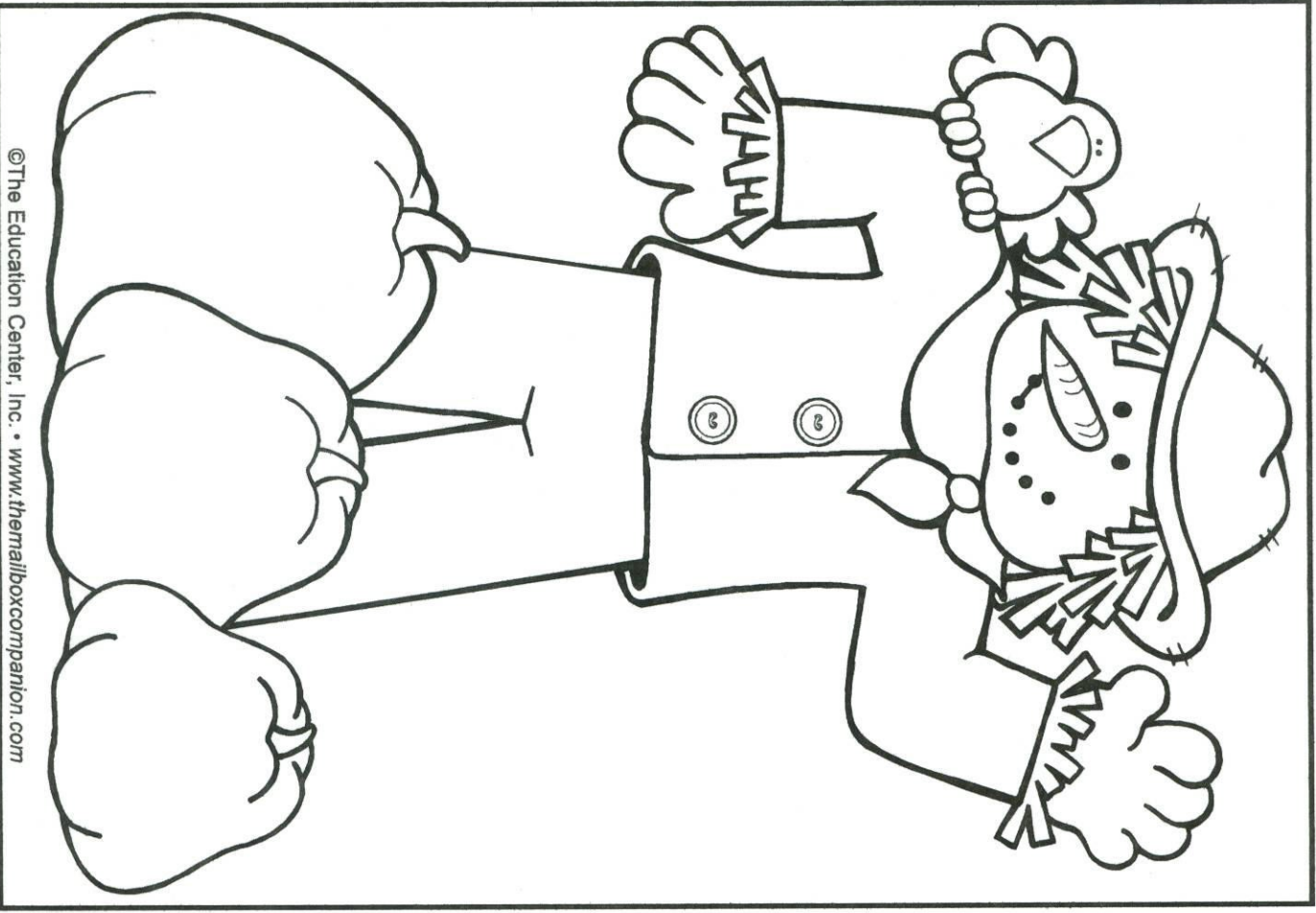


Harvest Pals

Follow the directions.

1. Color the small  yellow.
2. Color two  orange.
3. Color the  brown.
4. Draw and color two red  on the .
5. Color the two   green.
6. Color the  blue.
7. Color the  red.
8. Color all the  yellow.
9. Connect the •••••.
10. Color the  orange.
11. Color the  and the two  green.
12. Color the  black.



©The Education Center, Inc. • www.themailboxcompany.com

Bonus Box: Make a card! Cut out the . Glue it on a . Write "Happy Harvest!" and your name inside.