







Name: _____

Spooky Plural Nouns!

Directions: Use the endings **-es**, **-s**, or **-ies** to make the noun in the pumpkin plural. The first pumpkin has been done as an example for you.



This is a great activity to help children practice making nouns plural.

The Halloween images were from

<http://www.teacherspayteachers.com/Store/Fun-Classroom-Creations>

Thank you for downloading!

