



The
100th Day
of School



A Math & Literacy Unit
for Diverse Learners

By
Natalie Powell

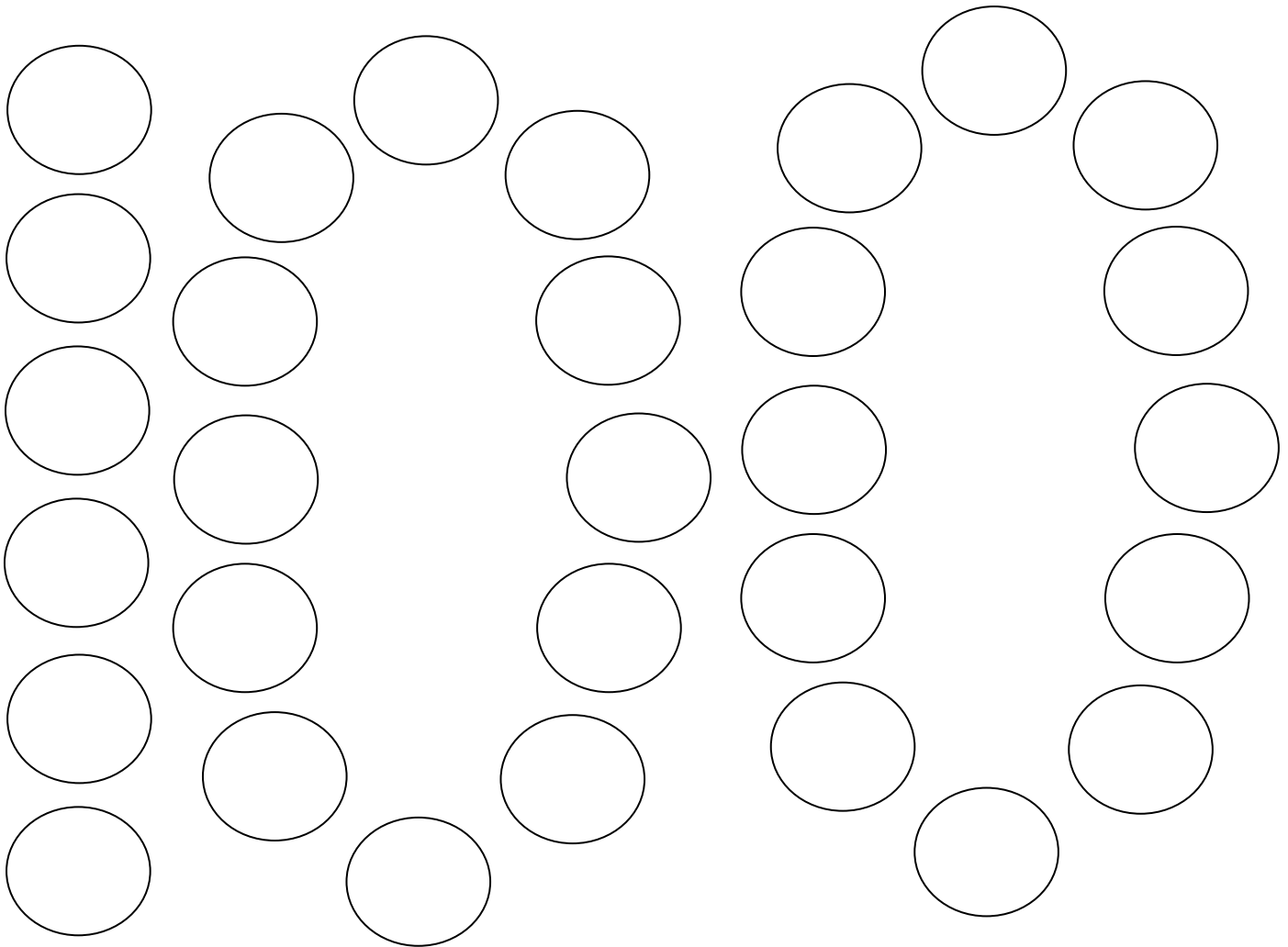
Color and cut out the crown. Attach it to a construction paper band to wear on the 100th day of school!




Name: _____



Directions: Use bingo markers to color the 100.




Name: _____



Directions: Complete the hundreds chart.

1	2	3	4	5	6		8	9	10
11		13	14	15	16	17		19	20
21	22	23		25		27	28	29	
31	32	33	34		36		38	39	40
41	42		44	45	46	47		49	
	52	53		55	56		58	59	60
61		63	64	65		67	68	69	
71		73	74		76	77	78		80
	82	83		85	86	87		89	90
91	92		94	95	96		98	99	100

Name: _____




$$10 \times 10 = 100$$

10 groups of ten items equals 100.

Draw ten items in each circle.

Ten large, empty circles are arranged in a grid-like pattern on the page. There are three circles in the top row, two in the middle row, and five in the bottom row. These circles are intended for the student to draw ten items in each, as instructed in the text above.

Name: _____



Directions: Trace the 100s.

100 100 100 100


100 100 100 100

100 100 100 100

100 100 100 100

Name: _____

Directions: Correct the following sentences.




today is the one hundredth day of skool



i am won hundred days smarter today?

Name: _____

Directions: Fill in the blanks to complete the sentences.



I would like to eat 100 _____.



I would not like to eat 100 _____.



I wish I had 100 _____.



I am glad that I do not have 100
_____.



If I had 100 dollars, I would buy
_____.



In 100 years, I will be _____ years old!



Graphics from Coffee, Kids and Compulsive lists at [http://
coffeekidsandcompulsivelists.blogspot.com.au/](http://coffeekidsandcompulsivelists.blogspot.com.au/)

"Dots" of Fun! Clip Art

<http://dotsoffun.blogspot.com/>

Clip Art by Blair Turner

<http://www.teacherspayteachers.com/Store/Blair-Turner>

Jeanette Baker of Jason's Online Classroom
([www.teacherspayteachers.com/store/Jasons-Online-
Classroom](http://www.teacherspayteachers.com/store/Jasons-Online-Classroom))

Creative Clips by Krista Wallden

<http://www.teacherspayteachers.com/Store/Krista-Wallden>

Miss Law's Primer Font: [http://
www.teacherspayteachers.com/Product/Miss-Laws-Primer-
Font](http://www.teacherspayteachers.com/Product/Miss-Laws-Primer-Font)

Handwriting Lines Font: [http://
www.teacherspayteachers.com/Product/Handwriting-Lines-](http://www.teacherspayteachers.com/Product/Handwriting-Lines-)