



The Polar Express

Round Trip Ticket *Admit One

Departing From: _____

Destination: North Pole

©2011 Lidia R. Barbosa KinderLatino.com & KidsReadingActivities.com




The Polar Express

Round Trip Ticket *Admit One

Departing From: _____

Destination: North Pole

©2011 Lidia R. Barbosa KinderLatino.com & KidsReadingActivities.com



The Polar Express

Round Trip Ticket *Admit One

Departing From: _____

Destination: North Pole

©2011 Lidia R. Barbosa KinderLatino.com & KidsReadingActivities.com



The Polar Express

Round Trip Ticket *Admit One

Departing From: _____

Destination: North Pole

©2011 Lidia R. Barbosa KinderLatino.com & KidsReadingActivities.com



The Polar Express

Round Trip Ticket *Admit One

Departing From: _____

Destination: North Pole

©2011 Lidia R. Barbosa KinderLatino.com & KidsReadingActivities.com




The Polar Express

Round Trip Ticket *Admit One

Departing From: _____

Destination: North Pole

©2011 Lidia R. Barbosa KinderLatino.com & KidsReadingActivities.com




The Polar Express

Round Trip Ticket *Admit One

Departing From: _____

Destination: North Pole

©2011 Lidia R. Barbosa KinderLatino.com & KidsReadingActivities.com



The Polar Express

Round Trip Ticket *Admit One

Departing From: _____

Destination: North Pole

©2011 Lidia R. Barbosa KinderLatino.com & KidsReadingActivities.com



The Polar Express

Round Trip Ticket *Admit One

Departing From: _____

Destination: North Pole

©2011 Lidia R. Barbosa KinderLatino.com & KidsReadingActivities.com

Dear teacher/ parent,

Thank you for your purchase. I truly appreciate my customers and followers. I always try my best and hope that you are pleased with this resource whether it was free or purchased. If you have any questions or concerns, please send me an e-mail to lidiasresources@gmail.co. I will respond as soon as possible.

If you ever purchase a PDF document that looks blurry after you open it, PLEASE click on the "MY PURCHASES" tab in the teacher store. Follow the Adobe Reader instructions to solve the problem.

Sincerely,

Lidia R. Barbosa

Ways to follow me:

- 1 – English Resources @ www.kidsreadingactivities.com
facebook: <https://www.facebook.com/pages/Kids-Reading-Activities/290256127663067>
- 2 – Spanish Resources @ <http://kinderlatino.blogspot.com/>
facebook: <https://www.facebook.com/pages/Kinder-Latino/115411695232251>
- 3 – My teacher store @ <http://www.teacherspayteachers.com/Store/Lidia-Barbosa>

Kid's Reading Activities

The Polar Express: train tickets

All rights reserved. ©2011 Lidia R. Barbosa

This book is free. You may share the contents with your co-workers. Please do not upload this book to your own blog, website or any electronic device that will share and distribute this widely through someone other than Lidia R. Barbosa. You may pin it, or refer to it on your own site as long as you provide a back link to the original url where this book and or author are located (blog, facebook or teacher store).

Giving credit where credit is due:

graphics by: kpm doodles and dreamlike magic

fonts by: kevin and amanda

Directions:

- *Ask students to wear pajamas the day that The Polar Express story will be read.
- *Give students their own ticket. They will need to turn it in to the conductor of the train (teacher) in order to board. These tickets can be earned throughout the day (or the day before) as students finish an assignment.
- *Line chairs in two rows as if students will be taking a train ride to the North Pole.
- *Students will line up to board the train. (They must have their tickets ready. It would be very cute if they are laminated. You can also try to add a small picture on the ticket, add some ribbon and voila-- this can become a Christmas ornament for their tree at home.)
- *The teacher, or a guest reader can read the story to the children while they are onboard the train.
- *Options: 1)Students can drink hot chocolate while the story is read. 2)Have silver bells waiting for them in their desks, cubbies or backpacks. I prefer hiding them in backpacks. Their eyes will light up when they are getting ready for dismissal... they will definitely hear the bells jingle! What a treat before going home, right?

For more ideas on The Polar Express, please visit my [Kid's Reading Activities site](#). You will love to know how you can may INSTANT SNOW!!

-If you like this freebie and ideas, please leave me a nice comment and 4.0 rating on my store.

*Make sure to follow [my store](#) for updates on activities and freebies.

-Happy Holidays!

♥Lidia R. Barbosa