


# Some "Bunny" Loves You Valentine's Day Card

Created by Erica Bohrer  
[www.ericaboherer.blogspot.com](http://www.ericaboherer.blogspot.com)


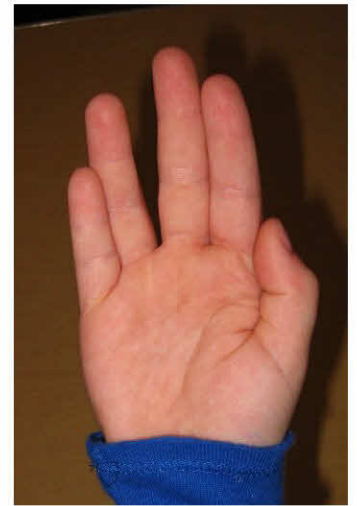


©EricaBohrer2011

# Some "Bunny" Loves You Valentine's Day Card

## Directions:

1. Print, double-side, and copy the card below onto cardstock paper.
2. Pre-fold the cards. Then, have the students fill out the inside of the cards before you paint their hands.
3. Paint the students' hands and have them make a "V" with their fingers (you might have to position their fingers for them).
4. Allow the handprints to dry.
5. Add eyes, a heart nose, a mouth, and whiskers.



Some "Bunny"  
Loves You!

Dear

This isn't just a bunny  
As you can plainly see  
It is of course my handprint  
Which is a part of me  
It's bigger than the last one  
Smaller than the next will be  
Given to you with lots of love  
From sweet and lovable me!

Happy Valentine's Day!

Love,