



WINTER



Writing Sentences with Sentence Frames

CCSS Aligned: 1-2



[LMN Tree](#)

copyright©2012ArleneSandberg

Making Sentences: Sentence Frames Practice:

A complete sentence needs to have basic parts.

- a who or what,
- a word that tells what the who or what is doing
- words that tell to whom or what, where, when or how.

Materials:

- Make copies of the sentence frame cards on page 4 for each student, laminate and cut out.
- Make 1 copy of the sentence frame examples:
 - a. 1st grade: page 5
 - b. 2nd grade: page 6

Directions:

- Write the example sentence below on a sentence strip for your pocket chart: The boy is writing in his notebook. or the example on page 6 for 2nd grade
- Give each student a set of the frame cards.
- Hold up the card "is writing" and ask what part of the sentence it is?
- Students hold up the sentence frame part.
- Hold up "The boy" card and ask what part of the sentence it is.
- Students hold up the sentence frame part.
- Hold up the "in his notebook" card.
- Students hold up the sentence frame card.
- Hold up the "at school" card for 2nd grade
- Talk about end punctuation and what needs to go at the end of the sentence.
- Have students look at the beginning of the sentence and talk about how we begin every sentence with a capital letter.
- Make 1 copy of Center Activity Card: page 6.
- Make copies of either page 7 or 8 for students.
- Explain Writing Center Activity to students.
- Make copies of page 9 to assess students' writing.

ELA CCSS for 1st and 2nd Grade

1st Grade: L1.1, L1.2

2nd Grade: L2.1, L2.2

Sentence Frames:

Who or What

is doing or did

**to whom or what,
where, when or how**

The boy



is writing



in his notebook



The boy



is writing



in his notebook



at school.



Writing And Illustrating Sentences

Literacy Center Activity


1. Look at the Frames at the top of each page.
2. Write a sentence with the words in each frame.
3. Draw a picture to go with your sentence.
4. Check your capitalization and punctuation.

Name _____

is playing

The boy

in the snow




Name _____

gently

the snow

was falling

to the ground



Name _____

Use words from the box to help you make 2 sentences.

build snow after can

play friends snowman fun

like make

The original purchaser of this document is granted permission to copy for teaching purposes only. If you are NOT the original purchaser, please download the item from my store before making any copies. Redistributing, editing, selling, or posting this item or any part thereof on the Internet are strictly prohibited without first gaining permission from the author. Violations are subject to the penalties of the Digital Millennium Copyright Act.

Thank you so much for downloading this product. I hope you will visit my store again and follow me.
<http://www.teacherspayteachers.com/Store/Lmn-Tree>

Other Winter Products You May Like:



Please visit my blog or FB page:

<http://arlenesandberg.blogspot.com>

<http://www.facebook.com/asandberg17>

If you have any questions or find any typing mistakes please e-mail me at: I will gladly make the corrections or get back to you .

arlenesandberg@gmail.com

Credits

Graphics by Ashley Hughes :

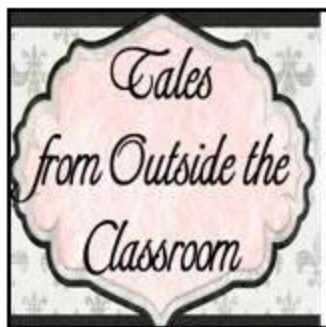
<http://www.teacherspayteachers.com/Store/Ashley-Hughes-38>



Fonts by Jessica Sanford



<http://talesfromoutsidetheclassroom.blogspot.com>



Graphics by Scrappin Doodles:

<http://www.scrappindoodles.com/>

TPT78601